



The United Nations Financial Situation

**Catherine Pollard
Under-Secretary-General
Management Strategy, Policy and Compliance**

United Nations

7 May 2020

Chart 1 - Regular Budget Cash Balance Trend

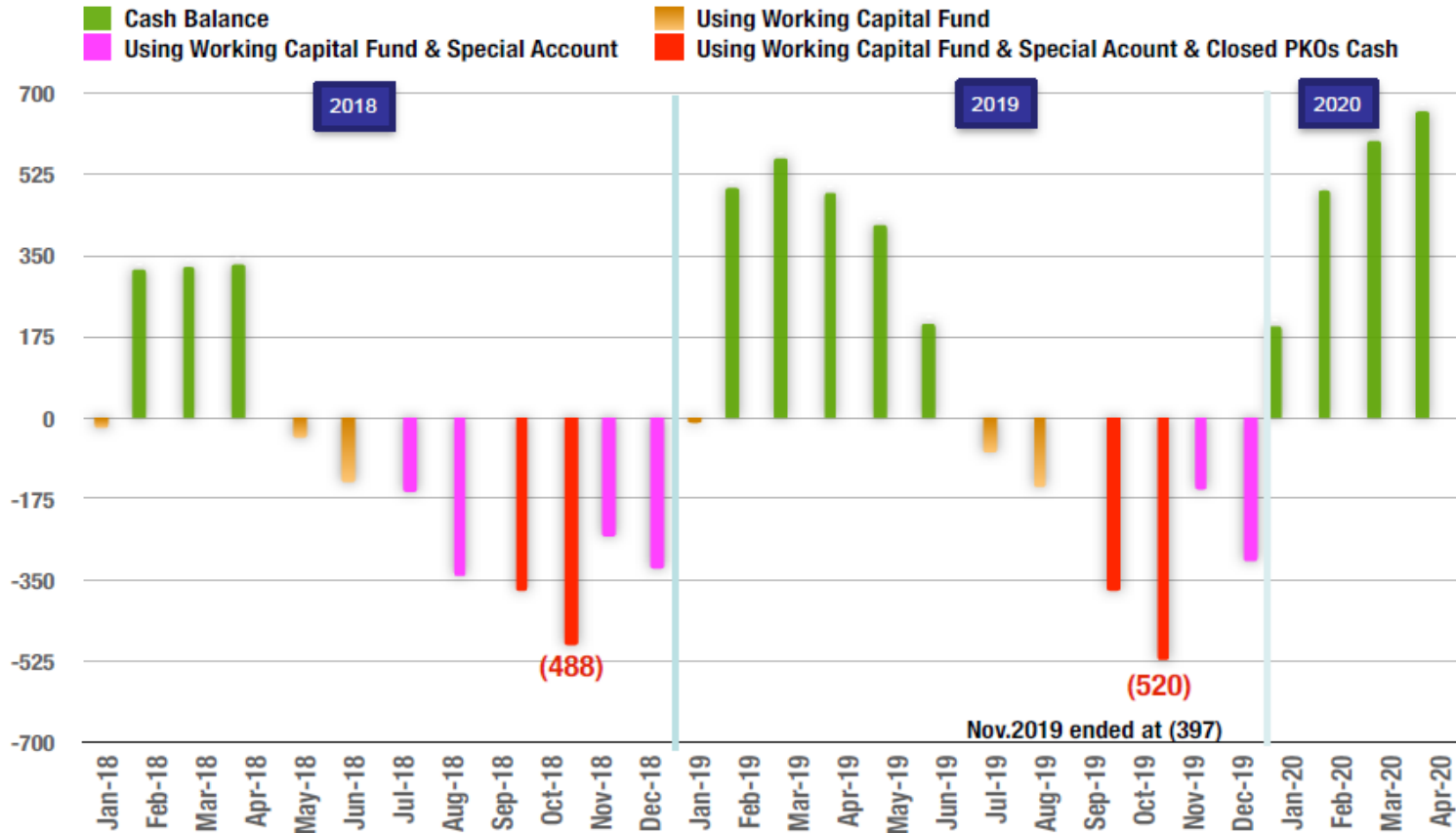
(US\$ millions)



The United Nations
Financial Situation

■ Regular budget
■ Peacekeeping
■ Tribunals

A. Monthly Cash Balance/Deficit & use of Reserves



B. MONTHLY CASH COLLECTIONS

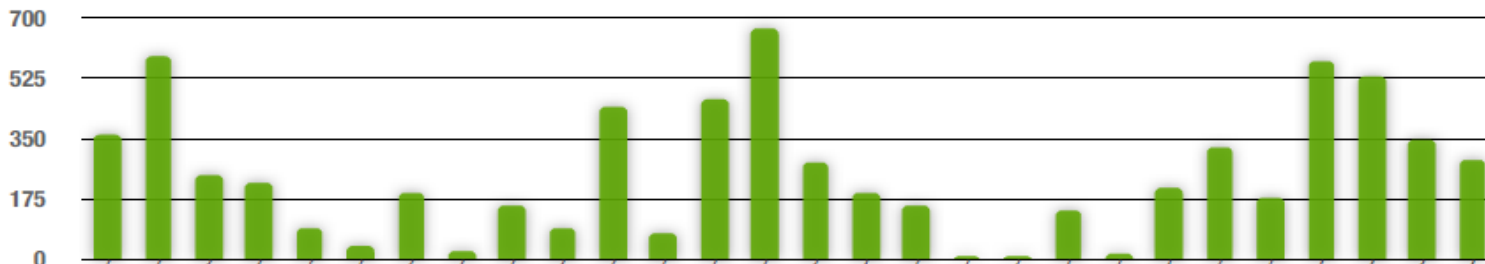


Chart 2 - Regular Budget Cash Position

(US\$ millions)

	31-Dec-18	30-Apr-19	31-Dec-19	30-Apr-20
Regular Budget	(323)	484	(332)	661
Working Capital Fund	150	150	150	149
Special Account	203	203	206	206
Combined General Fund	30	837	24	1,016



*The United Nations
Financial Situation*

■ **Regular budget**
Peacekeeping
Tribunals

Chart 3 - Regular Budget Assessment Status

(US\$ millions)



*The United Nations
Financial Situation*

■ **Regular budget**
Peacekeeping
Tribunals

	31-Dec-18	30-Apr-19	31-Dec-19	30-Apr-20
Prior year's balance*	531	529	529	711
Assessments	2,487	2,849	2,849	2,867
Payments received	2,489	1,671	2,667	1,772
Unpaid assessments	529	1,707	711	1,806

* As at 1 January

Chart 4 - Regular Budget Assessments

Number of Member States paying in full at Year-End



The United Nations
Financial Situation

■ Regular budget
■ Peacekeeping
■ Tribunals

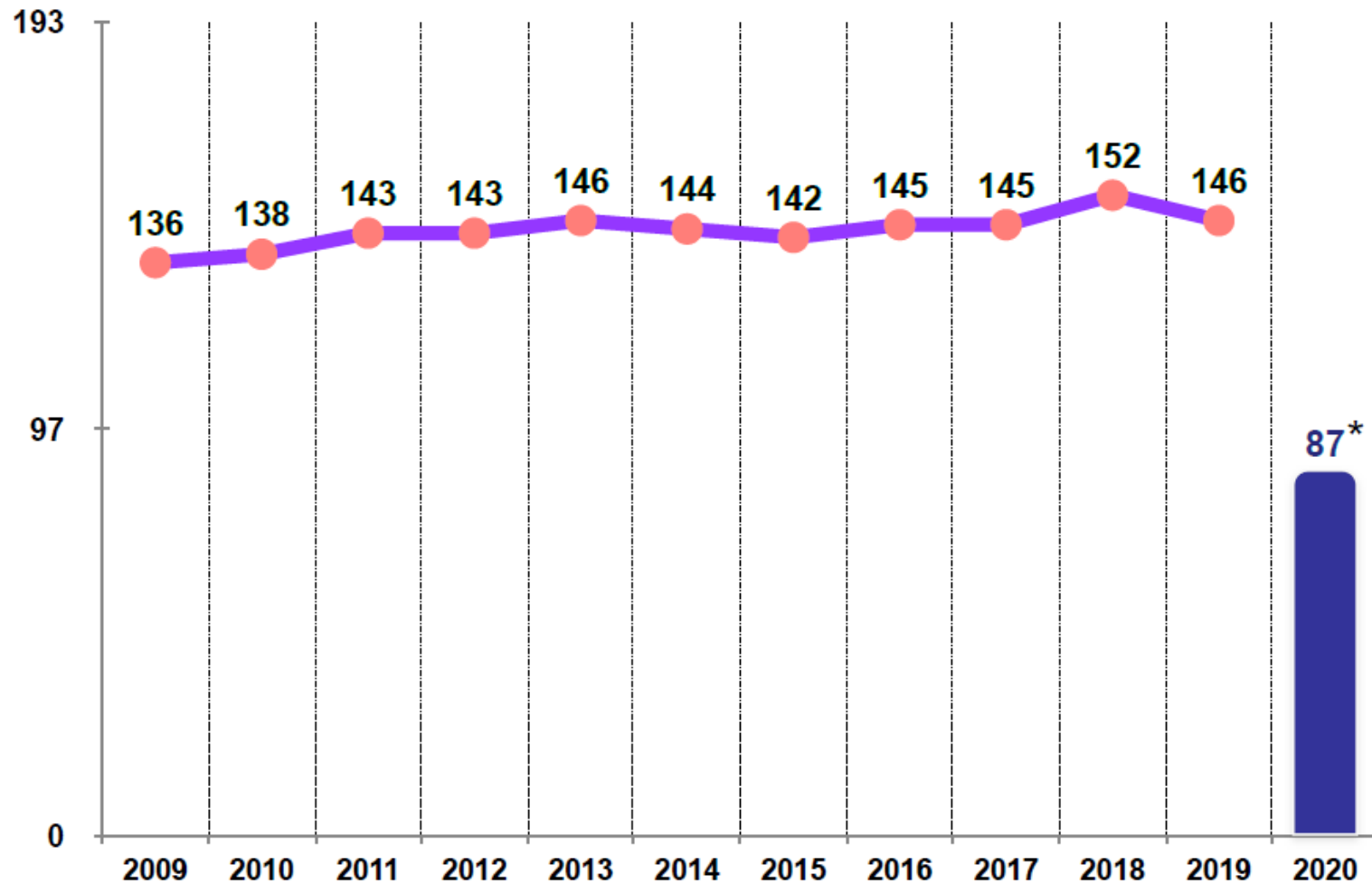


Chart 5 - Regular Budget Assessments

Fully paid at 31 December 2019: 146 Member States*

Albania	Cuba	Italy	Nauru	South Africa
Algeria	Cyprus	Jamaica	Nepal	Spain
Andorra	Czech Republic	Japan	Netherlands	Sri Lanka
Armenia	Denmark	Jordan	New Zealand	Sweden
Australia	Djibouti	Kazakhstan	Nicaragua	Switzerland
Austria	Dominica	Kenya	North Macedonia	Syrian Arab Republic
Azerbaijan	Dominican Republic	Kuwait	Norway	Tajikistan
Bahamas	Egypt	Kyrgyzstan	Oman	Thailand
Bahrain	El Salvador	Lao People's Democratic Republic	Pakistan	Timor-Leste
Bangladesh	Equatorial Guinea	Latvia	Palau	Turkey
Barbados	Estonia	Libya	Papua New Guinea	Tuvalu
Belarus	Eswatini	Liechtenstein	Paraguay	Uganda
Belgium	Ethiopia	Lithuania	Poland	Ukraine
Benin	Fiji	Luxembourg	Portugal	United Arab Emirates
Bhutan	Finland	Malawi	Qatar	United Kingdom
Bolivia (Plurinational State of)	France	Malaysia	Republic of Moldova	United Republic of Tanzania
Bosnia and Herzegovina	Gabon	Maldives	Romania	Uruguay
Botswana	Georgia	Mali	Russian Federation	Uzbekistan
Brunei Darussalam	Germany	Malta	Rwanda	Vanuatu
Bulgaria	Ghana	Marshall Islands	Saint Kitts and Nevis	Viet Nam
Burundi	Greece	Mauritius	Saint Lucia	Zambia
Cabo Verde	Grenada	Mexico	Saint Vincent and the Grenadines	Zimbabwe
Cambodia	Guinea	Micronesia (Federated States of)	Samoa	
Cameroon	Guyana	Monaco	San Marino	
Canada	Haiti	Mongolia	Serbia	
Chad	Honduras	Montenegro	Seychelles	
Chile	Hungary	Morocco	Sierra Leone	
China	Iceland	Mozambique	Singapore	
Colombia	India	Myanmar	Slovakia	
Cote d'Ivoire	Indonesia	Namibia	Slovenia	
Croatia	Iraq		Solomon Islands	
	Ireland			



*The United Nations
Financial Situation*

■ **Regular budget**
Peacekeeping
Tribunals

* compared to 152 Member States at 31 December 2018

Chart 6 - Regular Budget Assessments

Fully paid at 30 April

2019

<u>JAN.</u>	<u>FEB.</u>	<u>MAR.</u>	<u>APR.</u>
Armenia	Albania	Belgium	Bosnia and Herzegovina
Australia	Algeria	Croatia	Colombia
Azerbaijan	Austria	Czech Republic	Fiji
Bahrain	Bahamas	France	Jamaica
Bhutan	Brunei Darussalam	Gabon	Maldives
Bulgaria	Dominica	Guyana	Mauritius
Canada	Eswatini	Iraq	Palau
Cuba	Ethiopia	Kazakhstan	Portugal
Cyprus	Georgia	Mongolia	Spain
Denmark	Germany	Samoa	United Kingdom
Dominican Republic	Greece		
Estonia	Iceland		
Finland	Indonesia		
Hungary	Italy		
India	Kuwait		
Ireland	Kyrgyzstan		
Kenya	Malta		
Latvia	Marshall Islands		
Liechtenstein	Micronesia		
Luxembourg	Monaco		
Malawi	Montenegro		
Malaysia	Morocco		
Netherlands	Namibia		
New Zealand	Nauru		
Norway	Nicaragua		
Poland	Qatar		
Rwanda	Russian Federation		
Singapore	Saint Lucia		
Solomon Islands	Serbia		
Sweden	Slovakia		
Switzerland	Slovenia		
Thailand	South Africa		
Tuvalu	Turkey		
Ukraine	United Arab Emirates		
	Viet Nam		

TOTAL: 89

2020

<u>JAN.</u>	<u>FEB.</u>	<u>MAR.</u>	<u>APR.</u>
Armenia	Austria	Algeria	Albania
Australia	Belgium	Bahamas	Andorra
Azerbaijan	Bhutan	Egypt	Barbados
Bahrain	Bosnia and Herzegovina	Italy	Brunei Darussalam
Bulgaria	Croatia	Kazakhstan	Cambodia
Cabo Verde	Cyprus	Kenya	Ethiopia
Canada	Estonia	Malta	Jamaica
Cuba	France	Monaco	Japan
Czech Republic	Germany	Namibia	San Marino
Denmark	Greece	Nauru	United Kingdom
Djibouti	Indonesia	Romania	
Dominican Republic	Kiribati	Rwanda	
Fiji	Kuwait	Saint Lucia	
Finland	Lithuania	South Africa	
Georgia	Maldives	Spain	
Hungary	Micronesia		
Iceland	Mongolia		
India	Morocco		
Ireland	Qatar		
Latvia	Samoa		
Liechtenstein	Serbia		
Luxembourg	Slovakia		
Malaysia	Thailand		
Montenegro	Turkey		
Nepal	Tuvalu		
Netherlands	United Arab Emirates		
New Zealand	Viet Nam		
Norway			
Poland			
Portugal			
Republic of Korea			
Singapore			
Sweden			
Switzerland			
Ukraine			

TOTAL: 87



*The United Nations
Financial Situation*

■ **Regular budget**
Peacekeeping
Tribunals

Chart 7 - Unpaid Regular Budget Assessments

(US\$ millions)



*The United Nations
Financial Situation*

■ **Regular budget**
Peacekeeping
Tribunals

Member State	30-Apr-20
United States	1,165
China	175*
Brazil	119
Russian Federation	66
Argentina	60
Other Member States	221
Total	1,806

* Full payment received after 30 April 2020

Chart 8 - Peacekeeping: Assessment Status

(US\$ millions)



*The United Nations
Financial Situation*

Regular budget
■ Peacekeeping
 Tribunals

	31-Dec-18	30-Apr-19	31-Dec-19	30-Apr-20
Prior-years balance*	1,930	1,472	1,472	3,396
Assessments	4,982	3,327	9,406	665
Payments/credits received	5,440	2,737	7,482	1,830
Unpaid assessments	1,472	2,062	3,396	2,231**

* As at 1 January

** Including unpaid assessments within 30-day period for UNAMID (\$97 million)

Chart 9 - Unpaid Peacekeeping Assessments by Operation at 30 April 2020

(US\$ millions)

Peacekeeping	2019 and prior	2020	Total
<i>Active Missions</i>			
UNDOF	6.1	14.0	20.1
UNIFIL	105.9	-	105.9
UNFICYP	13.3	4.7	18.0
MINURSO	47.1	-	47.1
UNMIK	32.8	-	32.8
MONUSCO	266.5	-	266.5
MINUJUSTH	28.4	-	28.4
UNAMID	126.4	155.1	281.5
UNISFA	46.4	-	46.4
UNMISS	203.6	166.2	369.8
UNSOS	234.2	-	234.2
MINUSMA	194.5	-	194.5
MINUSCA	188.5	-	188.5
Subtotal	1,493.7	340.0	1,833.7
<i>Closed Missions</i>			
	397.5	-	397.5
TOTAL	1,891.2	340.0	2,231.2*

* Including unpaid assessments within 30-day period for UNAMID (\$97 million)



The United Nations
Financial Situation

Regular budget
■ Peacekeeping
Tribunals

Chart 10 - Peacekeeping Assessments

Fully paid for all assessments due and payable at 31 December 2019:

41 Member States*



- | | | |
|--|----------------------|---------------------------|
| Armenia | Estonia | New Zealand |
| Australia | Finland | Norway |
| Austria | Georgia | Poland |
| Azerbaijan | Guyana | Portugal |
| Bahrain | Hungary | Russian Federation |
| Belgium | Iceland | Samoa |
| Bhutan | Ireland | Seychelles |
| Canada | Israel | Singapore |
| Cyprus | Kyrgyzstan | Slovakia |
| Czech Republic | Latvia | Slovenia |
| Democratic People's
Republic of Korea | Liechtenstein | Sweden |
| Denmark | Malawi | Switzerland |
| Djibouti | Mozambique | Tuvalu |
| | Netherlands | Zambia |



*The United Nations
Financial Situation*

Regular budget
■ Peacekeeping
Tribunals

*Compared to 45 Member States at 31 December 2018

Chart 11 - Peacekeeping Assessments

Fully paid at 30 April



2019

Armenia	Kyrgyzstan
Australia	Latvia
Austria	Liechtenstein
Bahrain	Malaysia
Bhutan	Monaco
Brunei Darussalam	Nauru
Canada	Netherlands
China	New Zealand
Cyprus	Nicaragua
Denmark	Norway
Estonia	Poland
Finland	Qatar
Gabon	Republic of Korea
Georgia	Samoa
Germany	Singapore
Guyana	Slovakia
Hungary	Slovenia
Iceland	Solomon Islands
India	Sweden
Israel	Switzerland
Jordan	Tuvalu
Kiribati	Zambia
Kuwait	

TOTAL: 45

2020

Albania	Kazakhstan
Algeria	Latvia
Armenia	Liechtenstein
Australia	Malaysia
Austria	Malta
Barbados	Netherlands
Belgium	New Zealand
Bulgaria	Norway
Canada	Portugal
China	Russian Federation
Cyprus	Rwanda
Czech Republic	Serbia
Denmark	Singapore
Estonia	Slovakia
Finland	Slovenia
Georgia	Solomon Islands
Germany	Spain
Hungary	Sweden
Iceland	Switzerland
India	Tuvalu
Ireland	Zambia

TOTAL: 42



*The United Nations
Financial Situation*

Regular budget
■ Peacekeeping
 Tribunals

Chart 12 - Unpaid Peacekeeping Assessments*

(US\$ millions)



*The United Nations
Financial Situation*

Regular budget
■ Peacekeeping
 Tribunals

Member State	30-Apr-20
United States	1,332
Brazil	238
Ukraine	96
Venezuela (Bolivarian Republic of)	69
Saudi Arabia	61
Other Member States	435
Total	2,231

* Including unpaid assessments within 30-day period for UNAMID (\$97 million)

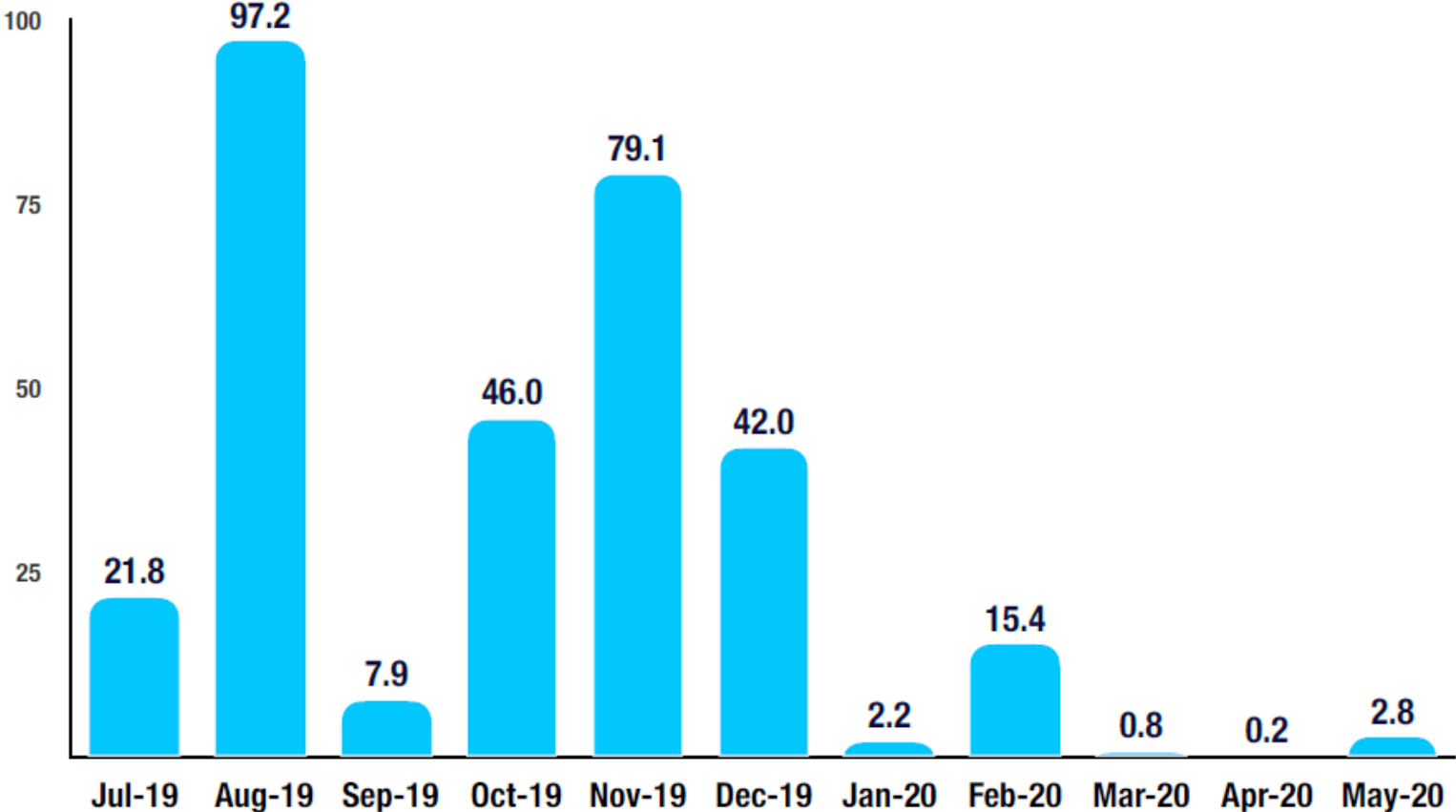
Chart 13 – Advance Collections

Contributions collected for assessments for non-mandated periods (US\$ millions)



The United Nations
Financial Situation

Regular budget
■ Peacekeeping
Tribunals



Peacekeeping assessments issued in July 2019 for non-mandated periods: \$2.4 billion

Chart 14 - Peacekeeping Assessments

Paid in full for peacekeeping 2019/20 fiscal year for all missions assessed in July 2019: 25 Member States*



Albania	India
Algeria	Italy
Armenia	Lesotho
Australia	Malawi
Barbados	Mozambique
Belgium	Netherlands
Canada	New Zealand
Democratic People's Republic of Korea	Rwanda
Denmark	Seychelles
Djibouti	Singapore
Estonia	Slovenia
Guyana	Tuvalu
	Zambia



*The United Nations
Financial Situation*

Regular budget
■ Peacekeeping
Tribunals

*As requested by the General Assembly in its resolution 73/307 relating to the Secretary-General's report A/73/809 on "Improving the financial situation of the United Nations", the Secretary-General issued assessment letters for peacekeeping operations for the full budget period approved by the General Assembly, including the estimated budget for the period for which the mandate has not yet been approved by the Security Council with the understanding that this amount is considered due within 30 days of the effective date of the extension of a peacekeeping operation's mandate.

Chart 15 - Peacekeeping Cash Position

for 2018-2020
(US\$ millions)



*The United Nations
Financial Situation*

Regular budget
■ Peacekeeping
Tribunals

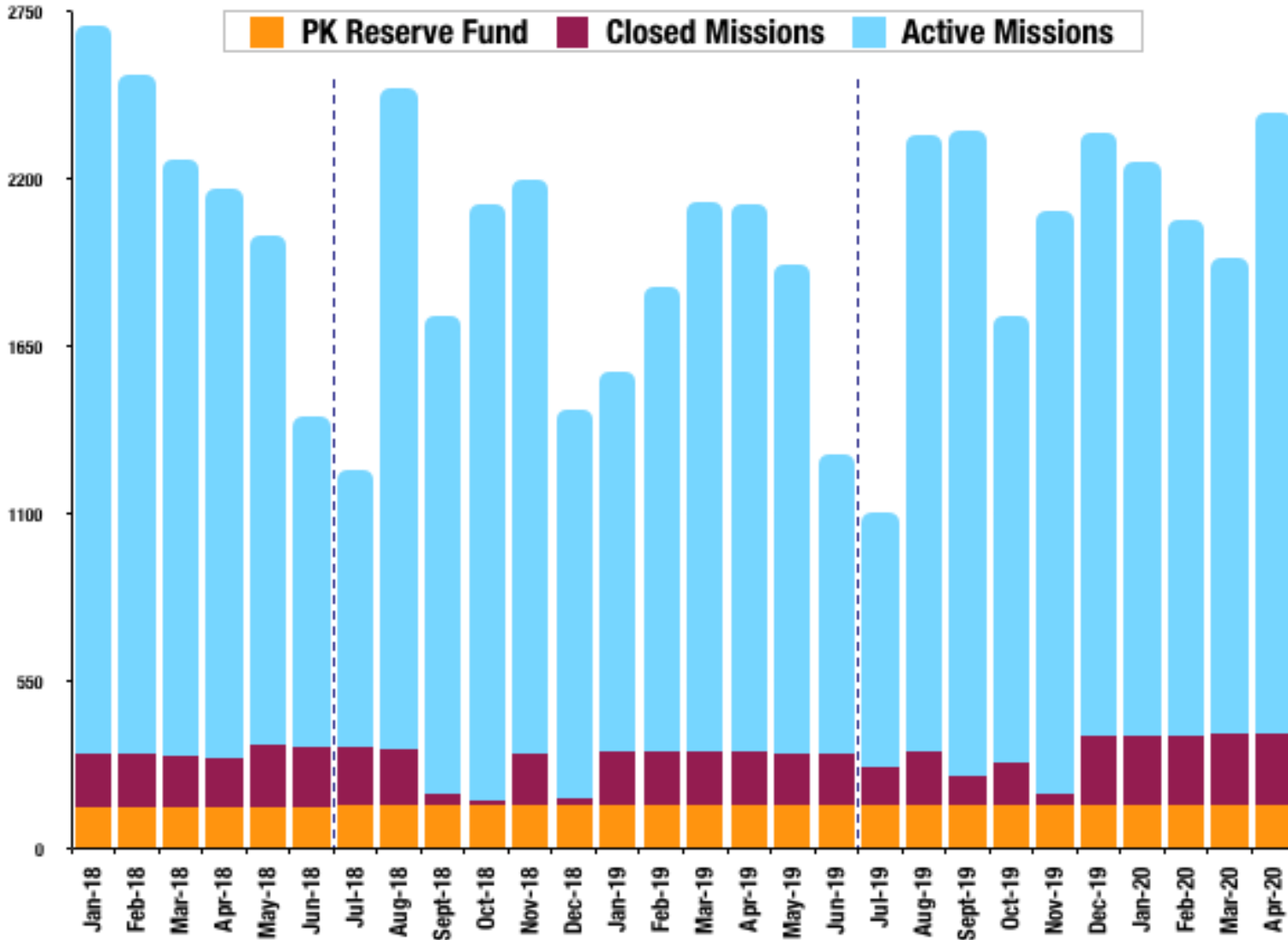


Chart 16 - Outstanding Payments to Member States (US\$ millions)



The United Nations
Financial Situation

Regular budget
■ Peacekeeping
Tribunals

	31-Dec-18	30-Apr-19	31-Dec-19	30-Apr-20*
Troops/formed police units**	373	339	413	472
COE claims (active missions)***	622	584	429	566
COE claims (closed missions)	86	86	86	86
Total@@	1,081	1,009	928	1,124

Breakdown by status:

Payments already due	340	292	275	527
Estimated current liabilities – not yet due	741	717	653	597

* **All dues payable by end of March 2020 for all missions except UNAMID will be paid by 12 May.**
The estimated liabilities for January to March 2020 will become payable in the June quarterly cycle.

** Payments for troops/formed police unit costs are settled for all missions up to 30 November 2019 except UNAMID.
Payments for December 2019 will be made on 10 May for all missions except UNAMID.
Does not consider any deductions made for absent and non-functional COE or for SEA.

*** Includes Claims awaiting MOU signature (estimated at \$4.2 million), arrears (\$36 million), certified claims for October to December 2019 (\$263 million) and estimated claims for January to March 2020 (\$263 million which will become payable in the June 2020 quarterly cycle).

@@ Does not include Letters of Assist and death and disability claim costs which have balances of \$88 million and \$8 million respectively as at 30 April 2020.

Chart 17 – Outstanding/Estimated Liabilities to Member States (for Troops/Formatted Police Units and COE) (US\$ millions)

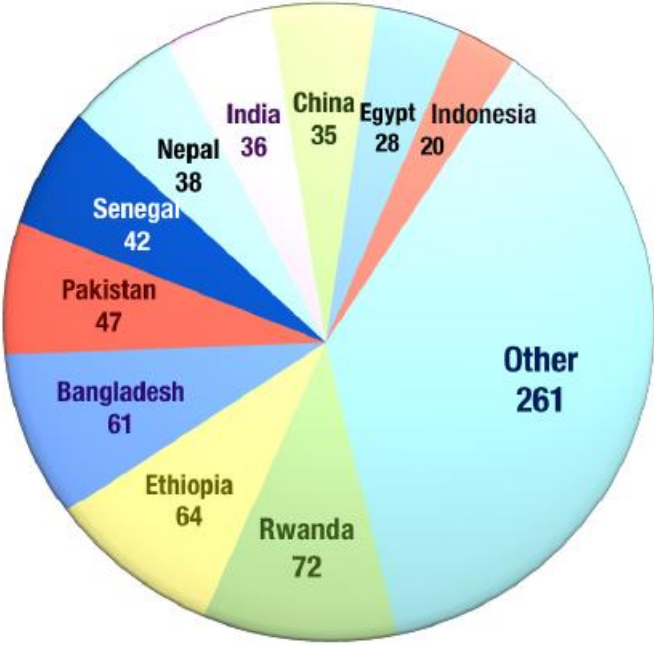
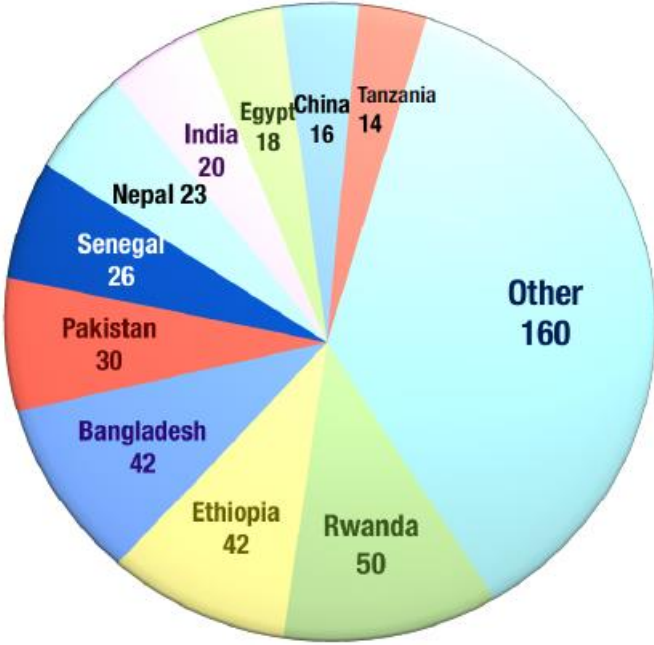


The United Nations
Financial Situation

Regular budget
■ Peacekeeping
 Tribunals

**Outstanding liabilities
30 April 2020
(\$441m)***

**Estimated Claims Payable
30 June 2020
(\$704m)****



**Excluding Closed Peacekeeping Mission liabilities and Excluding letters of assist, and death and disability claims*

*** Additional payments to T/PCCs may be made if more contributions are received by June; includes outstanding payments for UNAMID as of 30 April 2020*

Chart 18 - Tribunal Assessments at 30 April 2020

(US\$ millions)

	Last Assessed	Assessed in 2020	Unpaid Assessments	Paid in full (# of Member States)
MICT	Jan-20	80	51	70
ICTY	Jan-18	-	25	160
ICTR	Jan-16	-	7	182
Total		80	83*	



*The United Nations
Financial Situation*

Regular budget
Peacekeeping

■ **Tribunals**

*Compared to \$90 million at 30 April 2019

Chart 19 - Tribunal Assessments

Fully paid at 30 April 2020: 70 Member States*

Albania	Denmark	Latvia	Rwanda
Algeria	Dominican Republic	Liechtenstein	Saint Kitts and Nevis
Andorra	Estonia	Lithuania	San Marino
Armenia	Eswatini	Luxembourg	Serbia
Australia	Finland	Malaysia	Singapore
Austria	France	Malta	Slovakia
Azerbaijan	Georgia	Monaco	Solomon Islands
Bahrain	Germany	Mongolia	South Africa
Barbados	Hungary	Montenegro	Spain
Belgium	Iceland	Nauru	Sweden
Bosnia and Herzegovina	India	Nepal	Switzerland
Brunei Darussalam	Ireland	Netherlands	Thailand
Bulgaria	Israel	New Zealand	Tuvalu
Cabo Verde	Italy	Norway	Ukraine
Canada	Jamaica	Poland	United Kingdom
China	Japan	Portugal	Uzbekistan
Cyprus	Jordan	Republic of Moldova	
Czech Republic	Kazakhstan	Romania	



*The United Nations
Financial Situation*

Regular budget
Peacekeeping

■ **Tribunals**

*Compared to 65 Member States at 30 April 2019

Chart 20 - Unpaid Tribunal Assessments

(US\$ millions)

Member State	30-Apr-20
United States	39
Russian Federation	21
Indonesia	6
Brazil	4
Republic of Korea	2
Other Member States	11
Total	83



*The United Nations
Financial Situation*

Regular budget
Peacekeeping

■ **Tribunals**

Chart 21 - Tribunals Cash Position

for 2018-2020

(US\$ millions)



The United Nations
Financial Situation

Regular budget
Peacekeeping
■ Tribunals

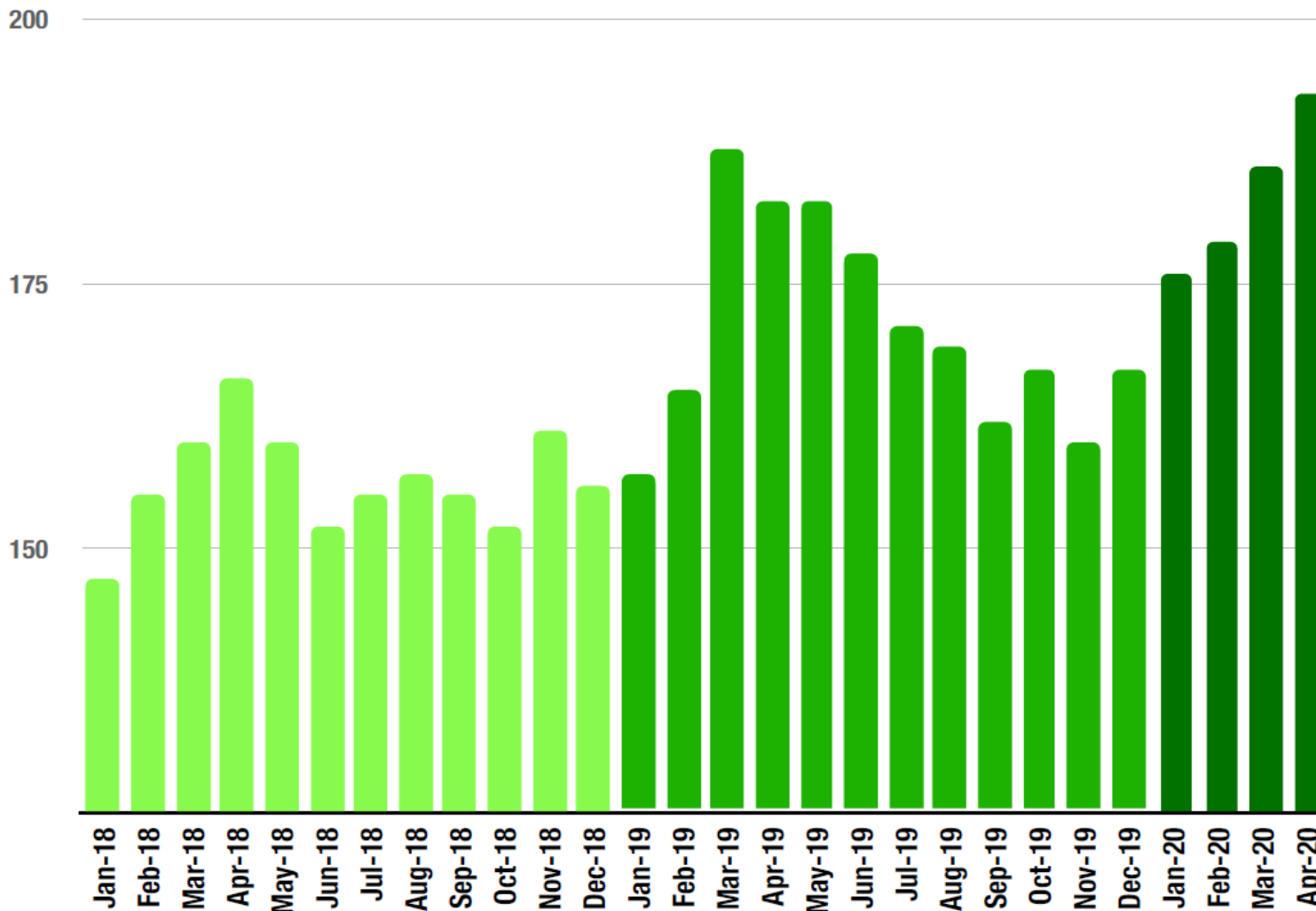




Chart 22 - Overview

(US\$ millions)

		31-Dec-18	30-Apr-19	31-Dec-19	30-Apr-20
Assessments	Regular budget	2,487	2,849	2,849	2,867
	Peacekeeping*	4,982	3,327	9,406	665
	Tribunals	93	90	90	80
Unpaid assessments	Regular budget	529	1,707	711	1,806
	Peacekeeping	1,472	2,062	3,396	2,231
	Tribunals	49	90	51	83
Cash on Hand**	Regular budget	(323)	484	(332)	661
	Peacekeeping	1,305	1,978	2,209	2,278
	Tribunals	156	183	167	193
Outstanding Payments to Member States***	Peacekeeping	1,081	1,009	928	1,124

* Peacekeeping assessments increased in 2019, following a decrease in 2018, due to the change in scale of assessment rates applicable to 2019.

** Not including reserves

*** Not including letters of assist, and death and disability claims

Chart 23 - All Assessments

Paid in Full at 7 May 2020: 43 Member States*

Albania	Finland	Netherlands
Algeria	Georgia	New Zealand
Armenia	Germany	Norway
Australia	Hungary	Portugal
Austria	Iceland	Rwanda
Bahrain	India	Serbia
Barbados	Ireland	Singapore
Belgium	Italy	Slovakia
Bulgaria	Kazakhstan	Spain
Canada	Latvia	Sweden
China	Liechtenstein	Switzerland
Cyprus	Luxembourg	Tuvalu
Czech Republic	Malaysia	United Kingdom
Denmark	Malta	
Estonia	Monaco	



*The United Nations
Financial Situation*

*Compared to 40 Member States at 7 May 2019